

Protein Synthesis

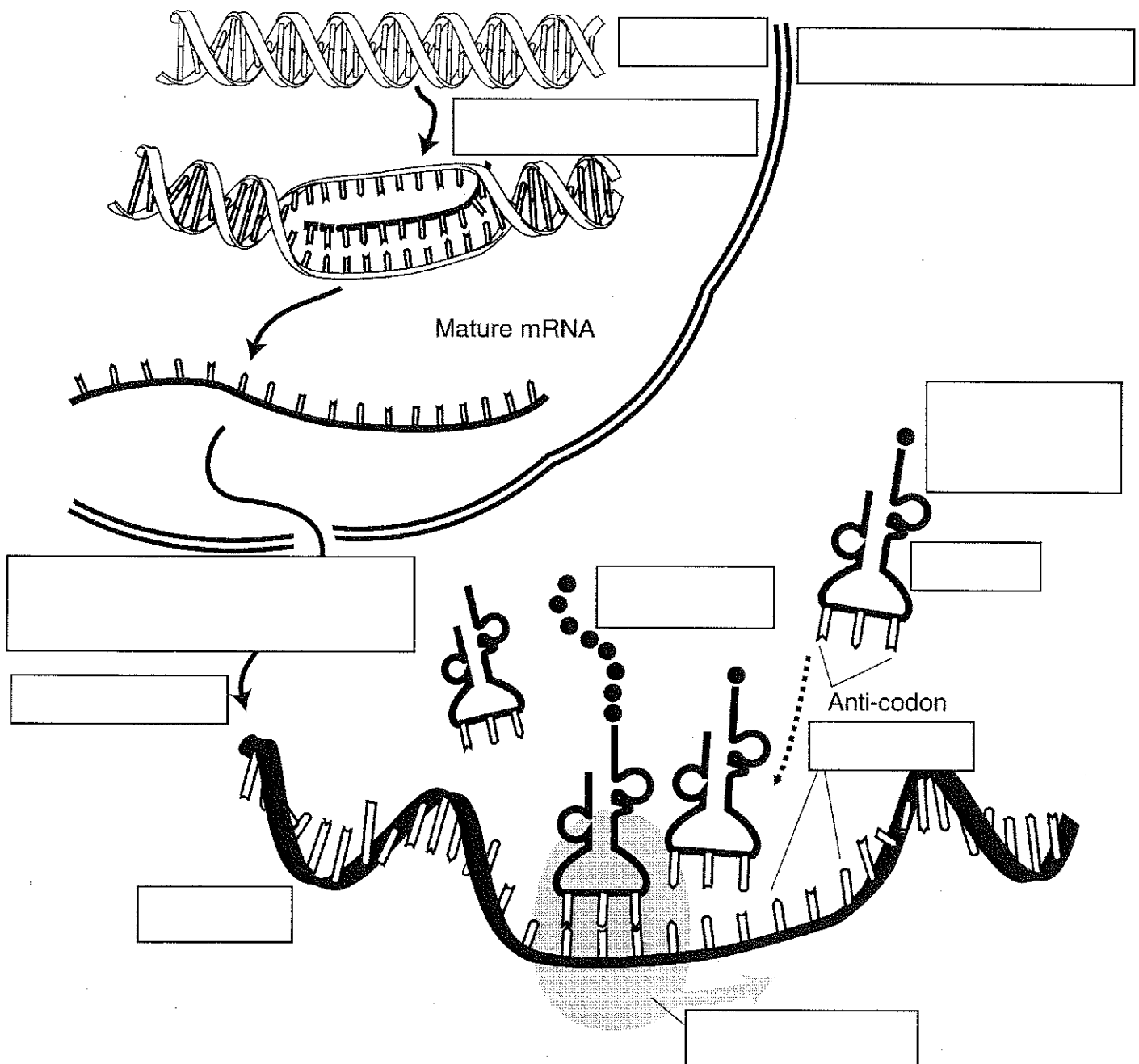
Name _____
 Period _____ Date _____

Worksheet

Place the correct term into the illustration's boxes

Terms to Use

- | | | |
|-------------------------------------|---|---|
| <input type="checkbox"/> Amino Acid | <input type="checkbox"/> Nuclear membrane | <input type="checkbox"/> Transport to cytoplasm |
| <input type="checkbox"/> Codon | <input type="checkbox"/> Protein | <input type="checkbox"/> Transcription |
| <input type="checkbox"/> DNA | <input type="checkbox"/> Ribosome | <input type="checkbox"/> Translation |
| <input type="checkbox"/> mRNA | <input type="checkbox"/> tRNA | |



Protein Synthesis

Name _____

Period _____ Date _____

Worksheet

Ribonucleic acid • RNA

- RNA is one of the three major biological macromolecules that are essential for all known forms of life.
- It works with DNA to create proteins by reading the DNA's code, copying the code, taking the code out of the nucleus into the cytoplasm, joining amino acids together forming proteins at a ribosomal site.
- There are two forms:
 - _____, messenger, takes code from DNA in nucleus to cytoplasm
 - _____, transfer, translates code from mRNA to amino acid at ribosome
- It's backbone sugar is ribose
- It contains the following nitrogenous bases
 - _____
 - _____
 - _____ (in place of DNA's thymine)

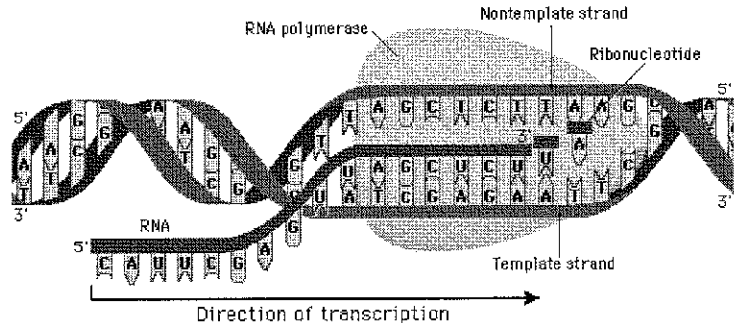
Protein Synthesis occurs in two parts.

Nitrogenous Base Paring

DNA	RNA
G	
C	
T	
A	

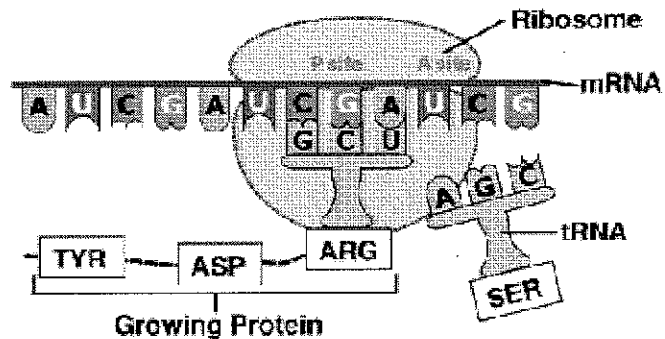
Part I — Transcription

1. mRNA (_____ RNA) travels from the cell's cytoplasm into the nucleus
2. In the nucleus DNA _____
3. mRNA _____ float into unzipped DNA following the order of the nitrogenous bases
4. Nitrogenous Base Paring in chart to right
5. mRNA carries DNA's code, in it's strand, out into _____
6. In the cytoplasm mRNA joins with tRNA for next step, _____



Part II — Translation

1. mRNA travels to and joins to a ribosomal unit at the 5' untranslated region.
2. A _____ (looks like a clover leaf) carrying a "start" _____ and the amino acid attaches to the codon on the mRNA.
3. The _____ moves in the 3' direction down the messenger RNA by three bases or one codon shifting the tRNA and protein (polypeptide chain).
4. tRNA ejected from the ribosome.
5. Process continues until a "stop" codon is reached which finishes the process releasing the _____



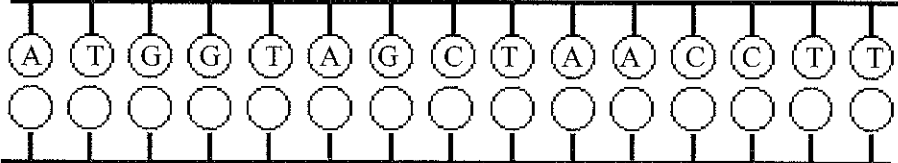
Name: _____ Row: _____

Date: _____ Period: _____

Protein Synthesis Worksheet

Directions:

- 1st Fill in the complimentary DNA strand using DNA base pairing rules.
- 2nd Fill in the correct mRNA bases by transcribing the bottom DNA code.
- 3rd Translate the mRNA codons and find the correct amino acid using the Codon Table
- 4th Write in the amino acid and the correct anti-codon the tRNA molecule.
- 5th The answer to the questions about protein synthesis below the amino acids.

1.  **DNA**

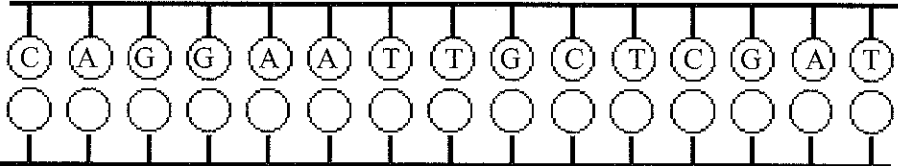
2.  **mRNA**

3.  **tRNA**


4.  **Amino Acids**

5. mRNA is synthesized in translation or transcription?

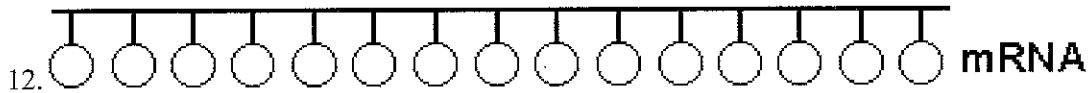
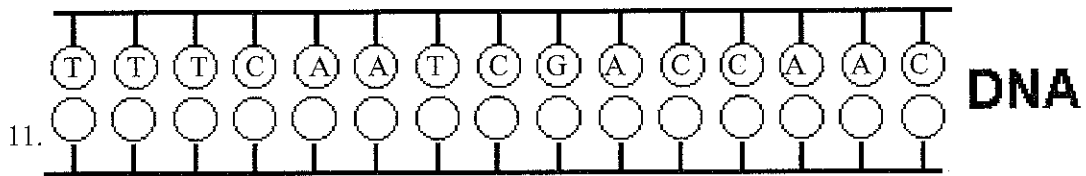
6. mRNA has codon or anti-codons?

7.  **DNA**

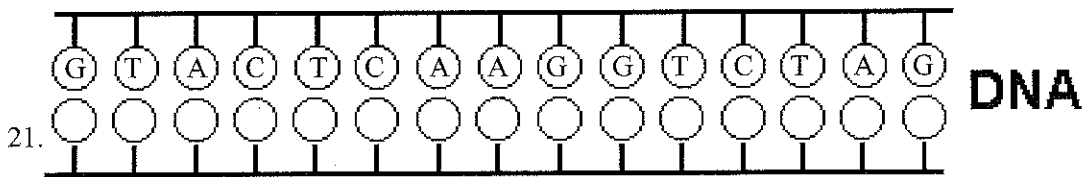
8.  **mRNA**

9.  **tRNA**

10.  **Amino Acids**



15. 1 or 3 codons equal one amino acid?
16. tRNA brings amino acids to the nucleus or ribosome?
17. A polypeptide is a sequence of proteins or amino acids?
18. tRNA has codons or anti-codons?
19. tRNA transfers amino acids during translation or transcription?
20. Ribosomes are the site where translation or transcription takes place?



CODON TABLE

1 s t B a s e	U	Phenylalanine	Serine	Tyrosine	Cysteine	U C A G
		Phenylalanine	Serine	Tyrosine	Cysteine	
		Leucine	Serine	Stop	Stop	
		Leucine	Serine	Stop	Tryptophan	
	C	Leucine	Proline	Histidine	Arginine	U C A G
		Leucine	Proline	Histidine	Arginine	
		Leucine	Proline	Glutamine	Arginine	
		Leucine	Proline	Glutamine	Arginine	
	A	Isoleucine	Threonine	Asparagine	Serine	U C A G
		Isoleucine	Threonine	Asparagine	Serine	
		Isoleucine	Threonine	Lysine	Arginine	
		Methionine	Threonine	Lysine	Arginine	
	G	Valine	Alanine	Aspartic acid	Glycine	U C A G
		Valine	Alanine	Aspartic acid	Glycine	
		Valine	Alanine	Glutamic acid	Glycine	
		Valine	Alanine	Glutamic acid	Glycine	
		U	C	A	G	
		2nd Base				

